

# Indo-Israel Citrus Production Technology



**Presented by**  
**Dr. D.M.Panchbhai**  
**Professor of Horticulture,**  
**College of Agriculture, Nagpur**

# Citrus Scenario in Israel and India

Sr. No.	Particulars	Israel	India
1	Area under Citrus	70,000 ha	3.24 lakh ha
2	Average productivity	30-35tha <sup>-1</sup>	9-10 tha <sup>-1</sup>
3	Citrus varieties/spp. grown	Jafa Mosambi, Grape fruits, Mandarin-Mor, Or, Ora, Murcot, Michel, Rishon	Nagpur Mandarin, Kinnow, Coorge and Khashi mandarin Sweet orange(Nuecellar)

# **Major component for quality production**

- **Production of quality planting materials**
- **Planting on raised bed with high density**
- **Use of drip irrigation**
- **Use of pruning**
- **Site specific nutrient management**
- **Site specific disease and pest management**
- **Proper post harvest management**

# Centre o Excellence for Citrus, Nagpur



# Model Citrus Nursery

- **Use of Insect Proof Net houses for Citrus Nursery**



- **Primary Nursery**



- **Secondary Nursery**

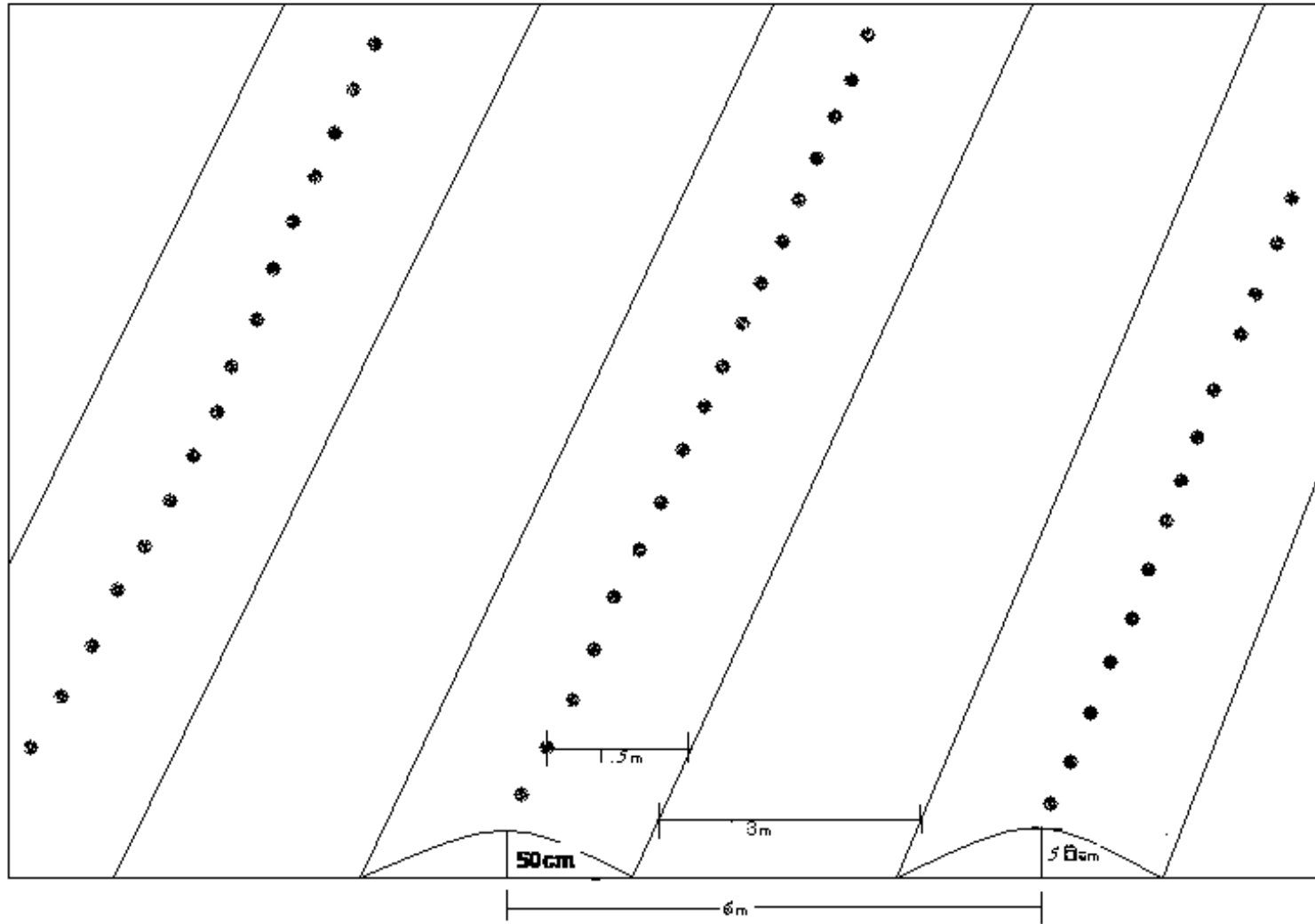




**Budgraft  
ready for  
sale**

# Planting on raised bed with high density

➤ Spacing % 6 x 3 m



**Layout of Plan**

# Raised Bed for Citrus Planting



**Spacing: 6 X 3 m**

**Bed Size: 3m width at bottom and  
50 cm height**





**Israel**

**Spacing: 6X3m**



**India**





**Citrus Planting  $\frac{1}{4}6 \times 6 \text{ m}\frac{1}{2}$  in India**



**Citrus Planting  $\frac{1}{4}6 \times 3 \text{ m}\frac{1}{2}$  in Israel**



# Use of Drip irrigation system with double lateral



# Mechanical Pruning



**India**



**Israel**

# Use of pruning





**Israel**



# Fruiting in pruned orchard



**Israel**



**After Pruning**



**India**

**After Pruning**



**India**

# Fruiting after Pruning




**India**

# Fruiting after Pruning



**India**

# Fruiting after Pruning



**India**

**Staking is required  
without pruning**

**Staking is not required  
after pruning**



**India**

# Site specific nutrient management

- **Soil testing for every year**
- **Leaf and tissue analysis for every year**
- **Site specific nutrient management system**
- **Application of nutrient through drip**
- **Use of liquid fertilizers**



## Fertilizer application for New / young plants Spacing 6X3m

Age	Urea in gram per ha at every four day(g)	Interval of fertigation	Time of fertigation	Total quantity of Urea required(Kg)
1	1932	4 day	Jan-May, Sept-Dec	130
2	3865	4 day	Jan-May, Sept-Dec	260
3	5798	4 day	Jan-May, Sept-Dec	392
4	7730	4 day	Jan-May, Sept-Dec	522

## Fertilizer application for New / young plants Spacing 6X3m

<b>Age</b>	<b>SSP per ha at every 45 days (Kg)</b>	<b>Interval of fertigation</b>	<b>Time of fertigation</b>	<b>Total quantity of SSP required (Kg)</b>
<b>1</b>	<b>31.25</b>	<b>45 day</b>	<b>Jan-May, Sept-Dec</b>	<b>187.6</b>
<b>2</b>	<b>62.50</b>	<b>45day</b>	<b>Jan-May, Sept-Dec</b>	<b>375.2</b>
<b>3</b>	<b>93.75</b>	<b>45day</b>	<b>Jan-May, Sept-Dec</b>	<b>562.8</b>
<b>4</b>	<b>125.00</b>	<b>45 day</b>	<b>Jan-May, Sept-Dec</b>	<b>750.4</b>

## Fertilizer application for New / young plants Spacing 6X3m

<b>Age</b>	<b>MOP per ha at every 45 days (Kg)</b>	<b>Interval of fertigation</b>	<b>Time of fertigation</b>	<b>Total quantity of MOP required(Kg )</b>
<b>1</b>	<b>16.66</b>	<b>45 day</b>	<b>Jan-May, Sept-Dec</b>	<b>100</b>
<b>2</b>	<b>33.33</b>	<b>45day</b>	<b>Jan-May, Sept-Dec</b>	<b>200</b>
<b>3</b>	<b>49.98</b>	<b>45day</b>	<b>Jan-May, Sept-Dec</b>	<b>300</b>
<b>4</b>	<b>66.64</b>	<b>45 day</b>	<b>Jan-May, Sept-Dec</b>	<b>400</b>

## Fertilizer application for bearing tree tree

<b>Sr. No</b>	<b>Quarter</b>	<b>Stage</b>	<b>Duration</b>	<b>Urea (kg/ha)</b>	<b>SSP (kg/ha)</b>	<b>MOP (kg/ha)</b>
<b>1</b>	<b>1<sup>st</sup> quarter</b>	<b>Blossom</b>	<b>40</b>	<b>135.9</b>	<b>234.4</b>	<b>104.2</b>
<b>2</b>	<b>2<sup>nd</sup> quarter</b>	<b>Fruit set</b>	<b>20</b>	<b>135.9</b>	<b>234.4</b>	<b>104.2</b>
<b>3</b>	<b>3<sup>rd</sup> quarter</b>	<b>Fruit growth stage -1</b>	<b>50</b>	<b>190.2</b>	<b>156.3</b>	<b>145.8</b>
<b>4</b>	<b>4<sup>th</sup> quarter</b>	<b>Fruit growth stage -2</b>	<b>20</b>	<b>81.5</b>	<b>156.3</b>	<b>62.5</b>
		<b>Total</b>	<b>130</b>	<b>543.5</b>	<b>781.3</b>	<b>416.7</b>
		<b>No. of bag</b>		<b>10.9</b>	<b>15.6</b>	<b>8.3</b>

**Note: Urea may give through drip and SSP and MOP through soil application manually as per quarter.**

## **Site specific disease and pest management**

- **Very good linkages between farmers, extension service and research**
- **Regular surveillance for different pest and disease monitor through citrus extension worker**
- **Management of pest and disease as per recommendation of citrus extension workers.**

# Proper post harvest management

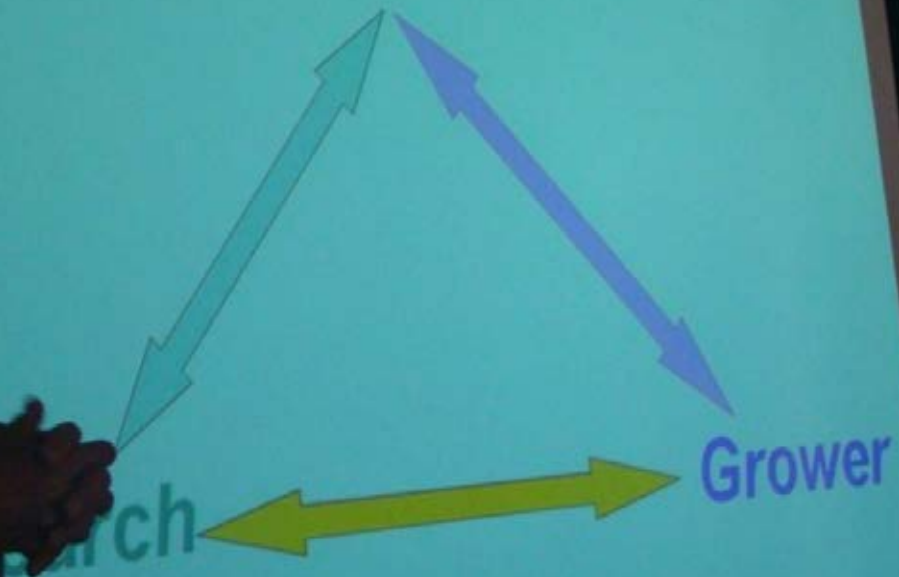


# Proper post harvest management



# The Classic Triangle

Extension





# Thank you

